

NMPositiviT



connect * listen * create * perform * grow



project #1 “3 is a magic number”

What is the easiest position on the trombone after first (closed) position...? It's THIRD position!

Third position is just above the bell, so it's super easy to find. There are lots of notes you can play on your instrument with just third position and first position.

How many can you play?

Can you name them...?

Let's see if we can conjure up some 3 magic by mixing up first position and third position notes to create a tune...


How to play our 'Magical' tune...

TOPTIP! Before you start, buzz your lips to get them warm, make sure you are sitting up straight, and take a nice big breath to make sure you sound great!



When you see a ✨ wand, play a note in position one (closed) doesn't matter which, you choose!



























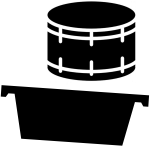



When you see a △ play a note in position 3, the magic number! When you see an empty box take a rest!




Fantastic!

On the other page there are squares you can cut out with wands, triangles and other things you could arrange in any order to create your very own Magical Masterpiece that involves the whole family (or just you if they don't like magic)

Cut out the squares below and lay them out in different orders, try playing it through each time you change the order. Recruit other members of your household to try out some household percussion!



Do let us know how you get on! Share with us at office@nmpat.co.uk