


Grade 1: Treble Clef Trombone

Total Marks: 150 Pass: 100 Pass with Merit: 120 Pass with Distinction: 130

Scales and Arpeggios: (20 Marks)



The arpeggios should be prepared tongued and must be played from memory.

Flexibility Exercises: (15 Marks)

Play each of these exercises using the slide positions shown.



Aim for a good sound and the smoothest slurs you can manage using good air support from your diaphragm.

Pieces: choose 3 pieces to play in your exam, at least one from each page. (25 marks each)

Things to think about when you perform:

- Posture
- Dynamics
- Articulation
- Breathing

London Bridge is on the up!

Allegro

mf

f *p* *f*

Old Man's Revenge

Moderato

p *mp*

mf *f*

Oranges and Grapefruit

Andante

f *p*

mf *f*

Ascot March

Tempo di Marcia

6th position

mf *p* *f* *mf*

The musical score for the Ascot March is written for three staves in 4/4 time. The first staff begins with a treble clef, a key signature of one sharp (F#), and a tempo marking of 'Tempo di Marcia'. The melody starts on a half note G4, followed by quarter notes A4, B4, and C5. The second staff continues the melody with quarter notes D5, E5, and F#5, then a half note G5. The third staff provides a bass line with quarter notes G3, F#3, E3, and D3. Dynamics include *mf* (mezzo-forte) at the beginning, *p* (piano) for the second staff, *f* (forte) for the third staff, and *mf* for the final staff. A '6th position' instruction is placed above the first staff. The piece concludes with a double bar line.

Secret Agent

Andante Misterioso

mf *mp* *mf* *mp* *f*

The musical score for the Secret Agent is written for three staves in 4/4 time. The first staff begins with a treble clef, a key signature of one flat (Bb), and a tempo marking of 'Andante Misterioso'. The melody starts on a half note Bb4, followed by quarter notes C5, D5, and E5. The second staff continues the melody with quarter notes F5, G5, and A5, then a half note Bb5. The third staff provides a bass line with quarter notes Bb3, A3, G3, and F3. Dynamics include *mf* (mezzo-forte) at the beginning, *mp* (mezzo-piano) for the second staff, *mf* for the third staff, *mp* for the fourth staff, and *f* (forte) for the final staff. The piece concludes with a double bar line.

Royal Waltz

Tempo di Valse

6th position

mf *mp* *f*



The musical score for the Royal Waltz is written for three staves in 3/4 time. The first staff begins with a treble clef, a key signature of one sharp (F#), and a tempo marking of 'Tempo di Valse'. The melody starts on a half note G4, followed by quarter notes A4 and B4. The second staff continues the melody with quarter notes C5, D5, and E5, then a half note F#5. The third staff provides a bass line with quarter notes G3, F#3, and E3, then a half note D3. Dynamics include *mf* (mezzo-forte) at the beginning, *mp* (mezzo-piano) for the second staff, and *f* (forte) for the third staff. A '6th position' instruction is placed above the first staff. The piece concludes with a double bar line.

Questions: (10 Marks)

You will be asked questions about the pieces you choose to play:

- note lengths
- note names
- rests
- dynamics
- Italian terms
- key signatures
- time signatures
- ties
- slurs
- Staccato
- Tenuto
- etc...

<i>Allegro</i>	quick
<i>Moderato</i>	moderately fast
<i>Andante</i>	at a walking pace
<i>Misterioso</i>	mysteriously
<i>Tempo di Valse</i>	at the speed of a Waltz
<i>Tempo di Marcia</i>	at the speed of a March

<i>p</i>	<i>piano</i>	soft
<i>mp</i>	<i>mezzo piano</i>	moderately soft
<i>f</i>	<i>forte</i>	loud
<i>mf</i>	<i>mezzo forte</i>	moderately loud
		getting louder (crescendo)
		getting quieter (diminuendo)

	<i>semibreve</i>	4 beats		<i>crotchet</i>	1 beat
	<i>dotted minim</i>	3 beats		<i>dotted crotchet</i>	1½ beats
	<i>minim</i>	2 beats		<i>quaver</i>	½ beat

Aural Tests: (15 Marks)

1. Clap a short rhythm after two hearings.
2. Listen to it a third time and then say whether it has 2 or 3 beats in a bar. Beat time when it is played again.
3. Sing or hum a short tune after two hearings, or buzz it on your mouthpiece.
4. Play a C, D, E, F or G and then a major 3rd, a perfect 4th or a perfect 5th higher. E.g.: the examiner may ask for C and a major third higher. You would play C and E. (Only notes from the scales known will be used.)
5. Find on your instrument a note played by the examiner on the piano or on their instrument.

Sight Reading: (15 Marks)

You will be asked to play a piece at sight. You will have a chance to have a look at the piece and try it before you perform.

