

Grade 1: Trombone and B.C. Euphonium

Total Marks: 150 Pass: 100 Pass with Merit: 120 Pass with Distinction: 130



Scales and Arpeggios: (20 Marks)



The scales and arpeggios should be prepared tongued and must be played from memory. Euphoniums should also prepare slurred scales.

Flexibility Exercises: (15 Marks)

Play each of these exercises using the valve combinations or slide positions shown.



Bass clef Euphoniums: In Ex No. 1 use 13-23-12-23-13 in Ex No. 2 use 0-2-1-2-0.

Aim for a good sound and the smoothest slurs you can manage using good air support from your diaphragm.


Pieces: choose 3 pieces to play in your exam, at least one from each page.(25 marks each)

Things to think about when you perform:

- Posture
- Dynamics
- Articulation
- Breathing


London Bridge is on the up!

Allegro



Old Man's Revenge

Moderato



Oranges and Grapefruit

Andante



Ascot March

Tempo di Marcia

6th position

mf

p *f*

mf

The musical score for the Ascot March is written in bass clef with a key signature of two flats (B-flat and E-flat) and a 4/4 time signature. It consists of three staves. The first staff begins with a mezzo-forte (*mf*) dynamic and includes a '6th position' instruction above the staff. The second staff features a piano (*p*) dynamic followed by a forte (*f*) dynamic. The third staff starts with a mezzo-forte (*mf*) dynamic and includes two hairpins: a crescendo leading to the end of the staff and a decrescendo leading to the final measure.

Secret Agent

Andante Misterioso

mf *mp*

mf *mp*

f

The musical score for the Secret Agent piece is written in bass clef with a key signature of two flats (B-flat and E-flat) and a 4/4 time signature. It consists of three staves. The first staff has mezzo-forte (*mf*) and mezzo-piano (*mp*) dynamics. The second staff also features mezzo-forte (*mf*) and mezzo-piano (*mp*) dynamics. The third staff begins with a forte (*f*) dynamic and includes two accents (>) over the first and second measures.

Royal Waltz

Tempo di Valse

6th position

mf *mp*

6th position

6th position

f

The musical score for the Royal Waltz is written in bass clef with a key signature of two flats (B-flat and E-flat) and a 3/4 time signature. It consists of two staves. The first staff includes '6th position' instructions above the staff and mezzo-forte (*mf*) and mezzo-piano (*mp*) dynamics. The second staff also includes '6th position' instructions above the staff and mezzo-piano (*mp*) and forte (*f*) dynamics. A hairpin is present at the bottom of the second staff, indicating a crescendo.

Questions: (10 Marks)

You will be asked questions about the pieces you choose to play:

- note lengths
- note names
- rests
- dynamics
- Italian terms
- key signatures
- time signatures
- ties
- slurs
- Staccato
- Tenuto
- etc...

<i>Allegro</i>	quick
<i>Moderato</i>	moderately fast
<i>Andante</i>	at a walking pace
<i>Misterioso</i>	mysteriously
<i>Tempo di Valse</i>	at the speed of a Waltz
<i>Tempo di Marcia</i>	at the speed of a March

<i>p</i>	<i>piano</i>	soft
<i>mp</i>	<i>mezzo piano</i>	moderately soft
<i>f</i>	<i>forte</i>	loud
<i>mf</i>	<i>mezzo forte</i>	moderately loud
		getting louder (crescendo)
		getting quieter (diminuendo)

	<i>semibreve</i>	4 beats		<i>crotchet</i>	1 beat
	<i>dotted minim</i>	3 beats		<i>dotted crotchet</i>	1½ beats
	<i>minim</i>	2 beats		<i>quaver</i>	½ beat

Aural Tests: (15 Marks)

1. Clap a short rhythm after two hearings.
2. Listen to it a third time and then say whether it has 2 or 3 beats in a bar. Beat time when it is played again.
3. Sing or hum a short tune after two hearings, or buzz it on your mouthpiece.
4. Play a Bb, C, D, Eb or F and then a major 3rd, a perfect 4th or a perfect 5th higher. E.g.; the examiner may ask for Bb and a major third higher. You would play Bb and D (Only notes from the scales known will be used.)
5. Find on your instrument a note played by the examiner on the piano or on their instrument.

Sight Reading: (15 Marks)

You will be asked to play a piece at sight. You will have a chance to have a look at the piece and try it before you perform.

