



Northamptonshire Music
and Performing Arts Trust



Department



Stepping up


Name: _____






NMPAT Grade One Scales

People learn scales in different ways. Some people find looking at traditional notes easier, or you may find it easier to remember the patterns in the ladders. The highlighted boxes are the notes for the 'arpeggios'. Can you see a pattern...?

How many notes from the scale can you get without your instrument?



Write out the arpeggios under the
B flat Major & G Minor scales below:



Fill your lungs before you start to help you **float** to the top!


Dynamics

This word means all things to do with


Volume Control

We know how loud to play because there are letters that tell us. The letters stand for Italian words that mean quiet and loud etc.

p ————— *mp* ————— *mf* ————— *f*



p = piano = quiet
m = mezzo = half (moderately)
f = forte = loud



Try this exercise in **all 4 ways**... tick it off once you've mastered it!

sing it




free buzzing



mouthpiece buzzing



buzzing in your instrument



Getting louder is called **CRESCENDO**
Getting quieter is called **DIMINUENDO**

Can you spot the ARPEGGIO in this one?



Old MacDonald

add your own DYNAMICS





Breathe as deeply when you play quietly as you do when you play loudly!

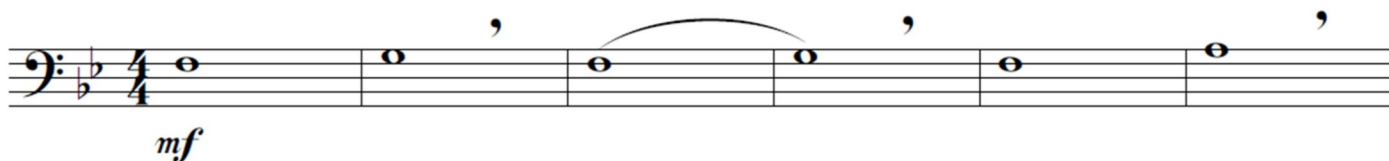
Articulation 101

The Slur!




The big curvy line either over or under the notes means you have to 'slur' those notes together. So you play all the notes within the line as smoothly as possible. Your teacher will help you with this.



Once you feel confident try slurring up to some higher notes...



...and now with some of those DYNAMICS!



When you see the Articulate smiley,
why not add your own articulation...?



Articulation 102

Dots & Dashes

Staccato & Tenuto

A dot under or over a note is called **STACCATO**

Play these notes short and detached

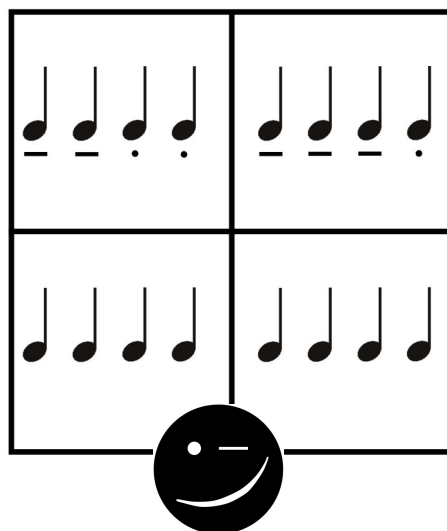


A dash under or over a note is called **TENUTO**

Play these notes sustained for their full length



Make sure you breathe as deeply
for both sorts of articulation!

Try playing these all TENUTO
Then play them all STACCATO




Old MacDonald's cousin from the North




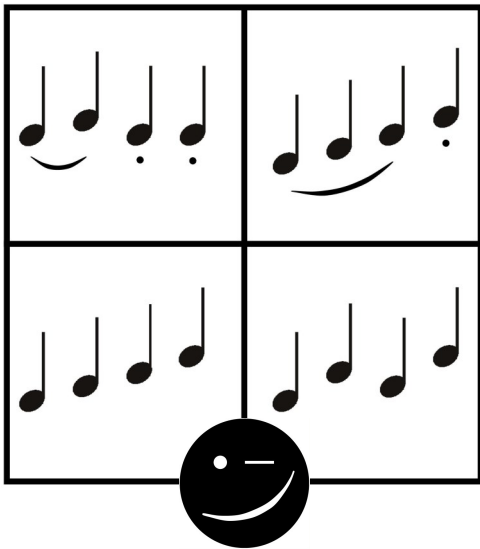
Articulation 103

Mix it up!

Staccatos & Slurs



Try playing up and down your scales using these patterns...



This Old Man



Frere Jacques



Count it out...1 + 2 + 3 + 4 +

A dot after a crotchet adds half a beat.

DOTTED CROTCHET

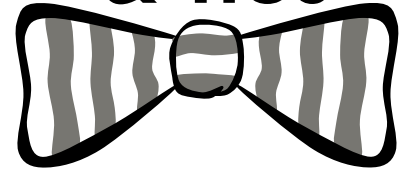
To make the rhythm add up to 2 beats we pair it with a quaver.



Dots...



& Ties

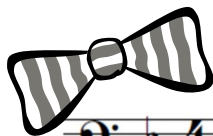


A **TIE** looks like a slur except it is only ever between 2 notes of the same pitch. Play them as one longer note.

All the boxes in this articulation grid add up to 4. Can you spot which ones would sound the same...?



London Bridge



When the Saints - write in where the ties should be...

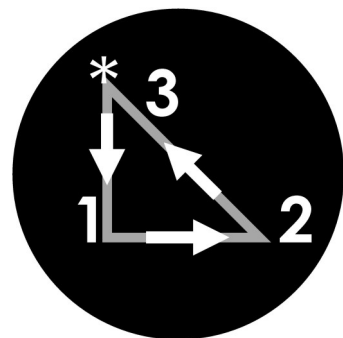


Dots, Lines and Spaces



3 beats in a bar

When you see the TIME SIGNATURE 3/4, it means 3 crotchet beats (quarter notes) in each bar. All of these lines fit together so you can play or sing them with your friends. You can also conduct while they play.



Try clapping these before you play them...



Nice cup of Tea



Our Dustbin




'I do what teacher tells me'



Fish and Chips



Thank you very much



Can you add some dynamics to these..?



Can you reach the top?

